

Chapter 1. Measurement

PAGE NO: 15

Solution 1:

Measurement is an act or the result of comparison of a quantity whose magnitude is unknown with a predefined standard.

Solution 2:

The physical quantities like mass, length and time which do not depend on each other are known as fundamental quantities.

Solution 3:

Length, mass, time are the three fundamental quantities.

Solution 4:

Unit is a standard quantity of the same kind with which a physical quantity is compared for measuring it.

Solution 5:

A standard metre is equal to 1650763.73 wavelengths in vacuum, of the radiation from krypton isotope of mass 86.

Solution 6:

Three systems of unit are

- **C.G.S system** – fundamental unit of length is centimetre(cm), of mass is gram(gm), of time is second(s).
- **F.P.S system** – fundamental unit of length is foot(ft), of mass is pound(lb), of time is second(s).
- **M.K.S system** – fundamental unit of length is metre(m), of mass is kilogram(kg), of time is second(s).

Solution 7:

The SI unit of mass is Kilogram. One standard kilogram is equal to the mass of a cylinder of nearly same height and diameter and made up of platinum and iridium alloy.

Solution 8:

Three units of length greater than a metre are

- Decameter = 10 metre
- Hectometer = 100 metre
- Kilometer = 1000 metre



Solution 9:

Fundamental units in SI system are

Quantity	Unit	Symbol
Length	Metre	M
Mass	Kilogram	Kg
Time	Second	S
Temperature	Kelvin	K
Luminous intensity	Candela	Cd
Electric current	Ampere	A
Amount of substance	Mole	Mol
Angle	Radian	Rad
Solid angle	Steradian	sr

Solution 10:

Light year is defined as the distance travelled by light in vacuum in one year.

Solution 11:

Two units of length smaller than a metre are

- Decimeter = 0.1 metre
- Centimeter = 0.01 metre

Solution 12:

Leap year because it is a unit of time.

Solution 13:

Order of magnitude of a physical quantity is defined as its magnitude in powers of ten when that physical quantity is expressed in powers of ten with one digit towards the left decimal.

For example, volume = 52.37 m^3 then the order of magnitude is 10^2 m^3 .

Solution 14:

No, micron is not same as millimeter because micron is equal to 10^{-6} metre while a millimeter is equal to 10^{-3} metre.

Solution 15:

- 1 fermi = 10^{-15} m
- 1 m = 10^{10} \AA
- 1 parsec = 3.26 ly
- 1 light year = $9.46 \times 10^{15} \text{ m}$
- 1 m = $10^6 \mu$
- 1 micron = 10^4 \AA
- 1 u = $1.655 \times 10^{-27} \text{ kg}$

Solution 16:

Two units of mass smaller than a kilogram are

- a. Gram = 10^{-3} kg
- b. Milligram = 10^{-6} kg

Solution 17:

A leap year refers to a year in which February has 29 days and the total days in the year are 366 days.

PAGE NO: 16**Solution 18:**

$$1 \text{ \AA} = 10^{-1} \text{ nm}$$

$$\text{So, } 5400 \text{ \AA} = 5400 \times 10^{-1} = 540 \text{ nm}$$

$$1 \text{ \AA} = 10^{-10} \text{ m}$$

$$\text{So, } 5400 \text{ \AA} = 5400 \times 10^{-10} = 5.4 \times 10^{-7} \text{ m}$$

Solution 19:

$$1 \mu = 10^{-6} \text{ m}$$

$$\text{Length of one bacteria} = 2 \mu = 2 \times 10^{-6} \text{ m}$$

$$\text{Length given} = 3 \text{ m}$$

$$\begin{aligned} \text{Number of bacteria} &= \text{length given} / \text{length of one bacteria} \\ &= 3 / (2 \times 10^{-6}) \\ &= 1.5 \times 10^6 \end{aligned}$$

Solution 20:

$$\text{(i) quintal} = 100 \text{ kg}$$

$$\text{(ii) } 1 \text{ mg} = 10^{-6} \text{ kg}$$

$$\text{(iii) } 1 \text{ mean solar day} = 86400 \text{ s}$$

$$\text{(iv) } 1 \text{ nano second} = 10^{-9} \text{ s}$$

$$\text{(v) } 1 \text{ year} = 3.15 \times 10^7 \text{ s}$$

PAGE NO: 28**Solution 1:**

When one complete rotation is given to the screw hand, it moves forward or backward by a distance is called pitch of the screw. It is distance between two consecutive threads of the screw.

$$\text{Pitch of the screw} = \text{distance travelled by screw in } n \text{ rotations} / n \text{ rotations}$$

Solution 2:

No, least count is not same as pitch because least count is found by dividing pitch by number of divisions on the circular scale.

Solution 3:

Two uses of vernier caliper are

- Measuring the internal diameter of a tube or a cylinder.
- Measuring the length of an object.

Solution 4:

Two limitations of metre rule

- There comes an error of parallax due to thickness of the metre rule.
- We cannot use metre rule for measuring small thickness.

Solution 5:

When one complete rotation is given to the screw hand, it moves forward or backward by a distance called pitch of the screw. It is distance between two consecutive threads of the screw.

Pitch of the screw = distance travelled by screw in n rotations/n rotations

Least count refers to the smallest reading that can be accurately measured while using an instrument. The least count is the value of one division on its scale.

Solution 6:

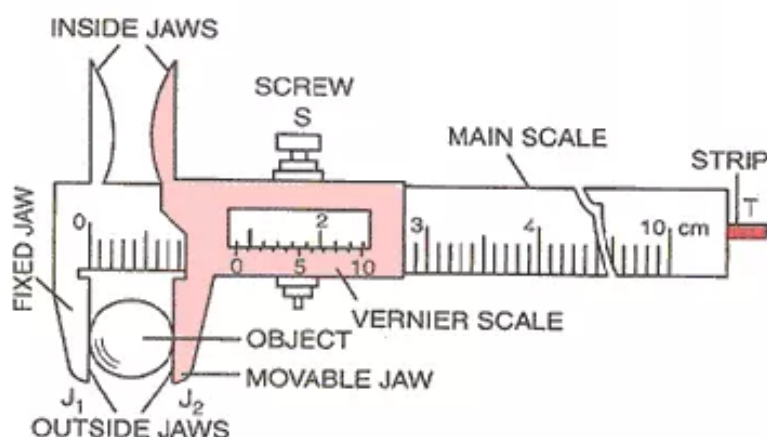
Initial level of water in cylinder = 30 ml

Level of water in cylinder after immersing piece of copper = 50 ml

Volume of copper piece = $50 - 30 = 20$ ml

PAGE NO: 29**Solution 7:**

A well labeled diagram of Vernier caliper is shown in figure

**Solution 8:**

The ratchet is used in a screw gauge to hold the object under measurement gently

between the studs.

Solution 9:

If the zero of the circular scale does not coincide with the zero of the main scale (pitch scale), this is known as zero error. There are two types of zero error –

1. If the zero of the circular scale remains below the line of graduation then it is called positive zero error
 2. If the zero of the circular scale lies above the line of graduation then it is called negative zero error
- For positive zero error correction, the zero error should always be subtracted from the observed reading
- For negative zero error correction, the zero error must be added to the observed reading.

Solution 10:

Two scales in a screw gauge are

- A linear scale called the main scale graduated in half millimeters
- A circular scale divided into 50 or 100 equal parts.

Solution 11:

Due to constant use, there is space for the play of screw gauge but gradually this space increases with the use or wear and tear, so that when the screw is moved by rotating it in some direction, it slips in the nut and does not cover any linear distance for some rotation of the screw head. The error due to this is known as backlash error. It is avoided by turning the screw always in the same direction.

Solution 12:

Following procedure is used to measure the diameter of a wire

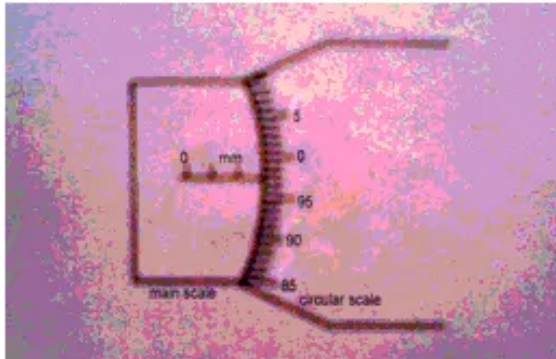
- Calculate the least count and zero error of the screw gauge.
- Place the wire in between the studs. Turn the ratchet clockwise so as to hold the wire gently in between the studs. Record the main scale reading.
- Now record the division of circular scale that coincides with the base line of main scale. This circular scale division multiplied by least count will give circular scale reading.
- The observed diameter is obtained by adding the circular scale reading to the main scale reading. Subtract the zero error if any, with its proper sign, from the observed diameter to get the true diameter.



Solution 13:

Screw gauge in the figure

(i) Pitch of the screw = 1mm



Divisions on circular scale = 100

Least count = pitch of the screw/ divisions on the main scale

$$\text{L.C.} = 1/100 = 0.01 \text{ mm} = 0.001 \text{ cm}$$

(ii) L.C. = 0.001 cm

the main scale reading = 2 mm = 0.2 cm

from the figure it is clear that base line coincides with the 97th division of the circular scale.

So, circular scale reading = $97 \times 0.001 \text{ cm} = 0.097 \text{ cm}$

Hence, reading shown in the figure = $0.2 + 0.097 = 0.297 \text{ cm}$

Solution 14:

Screw gauge measures a small length to a high accuracy because it has the lowest least count among the given three instruments. And low least count means high accuracy

Solution 15:

Instruments which have least count as follows

(i) 0.1mm = Vernier calipers

(ii) 1 mm = Metre scale

(iii) 0.01 mm = Screw gauge

Solution 16:

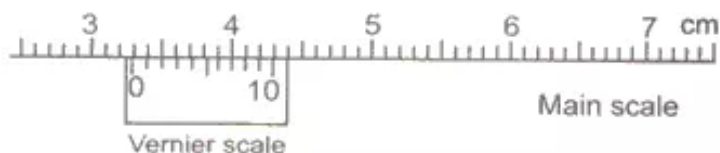
Measuring employed to measure the following

(i) The diameter of a needle = Screw Gauge

(ii) The thickness of a paper = Screw Gauge

(iii) The diameter of a pencil = Screw Gauge

Because screw gauge is more accurate and can measure the thicknesses which metre scale and vernier calliper cannot.

Solution 17:

Least count of vernier calliper shown in the figure above = 0.01 cm

Main scale reading = 3.3 cm

Vernier scale 6th division is coinciding with main scale division

Hence vernier scale reading = $6 \times 0.01 \text{ cm} = 0.06 \text{ cm}$

Hence the length of the rod = $3.3 + 0.06 = 3.36 \text{ cm}$

Solution 18:

If the zero of the circular scale remains below the line of graduation then it is called positive zero error. When there is positive zero error, then the instrument reads more than the actual reading. Therefore in order to get the correct reading, the zero error should always be subtracted from the observed reading.

Solution 19:

Pitch of the screw gauge = 0.5mm = 0.05 cm

Circular scale divisions = 100

Least Count of screw gauge = pitch of the gauge/circular scale divisions
 $= 0.05/100$
 $= 0.0005 \text{ cm}$

Solution 20:

If the zero of the circular scale lies above the line of graduation then it is called negative zero error. When there is negative zero error, then the instrument reads less than the actual reading. Therefore in order to get the correct reading, the zero error should always be added to the observed reading.

Solution 21:

- False, because the accuracy is higher in case of screw gauge due to lower least count value of 0.01mm
- True
- False, because its least count is limited to 0.1 cm. thus this length can be measured with an instrument of least count of 0.001 cm i.e. screw gauge
- False, the ratchet is used to hold the object under measurement gently between the studs.
- True

Solution 22:

The space occupied by a body is known as its volume. SI unit of volume is cubic metre (m^3)

Solution 23:

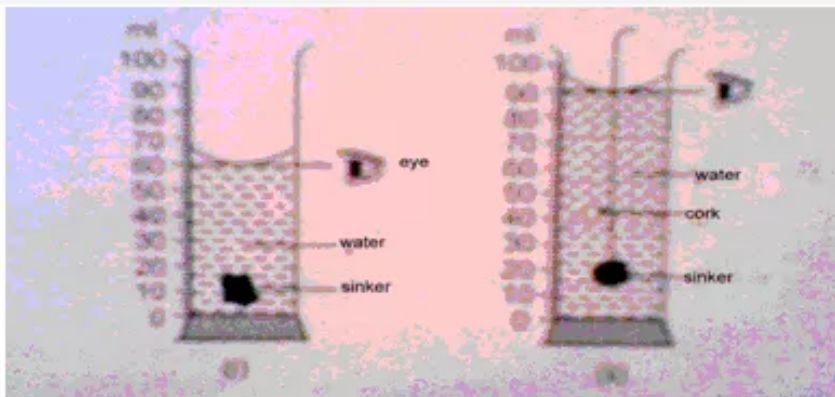
The space occupied by a body is known as its volume. SI unit of volume is cubic metre (m^3)

Solution 24:

$$1 \text{ m}^3 = 1000 \text{ litre}$$

$$1 \text{ litre} = 1/1000 \text{ m}^3$$

$$= 0.001 \text{ m}^3$$

PAGE NO: 30**Solution 25:**

Measurement of volume of an irregular solid lighter than water by displacement method

- Fill the graduated cylinder with water.
- Take a heavy solid (eg. piece of metal) insoluble in water. This metal piece is called sinker.
- Tie the sinker to a strong string and lower it into the water gently and record the lower meniscus of water and let the value be V_1 .
- Now take out the sinker and along with it tie the solid whose volume is to be measured and lower them into the water.
- Note the reading carefully and let the value be V_2
- Volume of the solid, $V = V_2 - V_1$

Solution 26:

SI unit of volume is cubic metre or metre³ (m^3).

The relation between liter and metre³

$$1 \text{ metre}^3 = 1000 \text{ liter}$$

Solution 27:

$$\text{Pitch of the screw} = 0.5 \text{ mm}$$

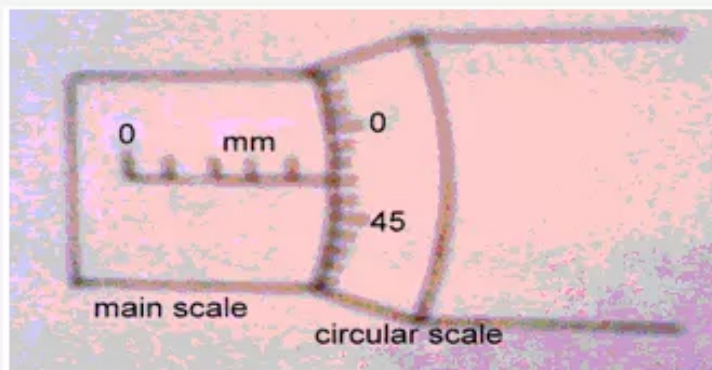
$$\text{Least count} = 0.001 \text{ mm}$$

$$\text{Number of divisions} = \text{pitch/least count}$$

$$= 0.5/0.001$$

$$= 500$$

Solution 28:



Since the screw advances by 1 division on the main scale when the circular head is rotated once

So, pitch of the screw = 1 mm

Number of divisions = 50

Least count = pitch/number of divisions

$$= 1/50 = 0.02 \text{ mm}$$

Now for the reading shown in figure,

The main scale reading = 4 mm

From the figure it is clear that base line coincides with the 47th division of the circular scale.

So, circular scale reading = $47 \times 0.02 \text{ mm} = 0.94 \text{ mm}$

Hence, reading shown in the figure = $4 + 0.94 = 4.94 \text{ mm}$

Solution 29:

Precautions to be taken while measuring volume of a solid lighter than water using displacement method

- The sinker should be insoluble in water
- The sinker should have a high density than water.
- Lower meniscus should be read to note down the readings and error due to parallax should be avoided.

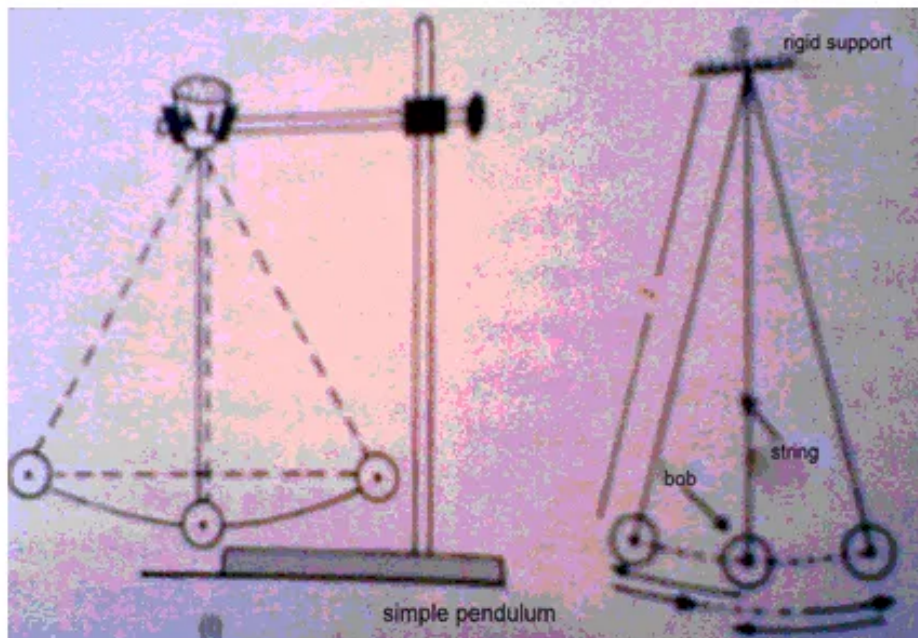
Solution 30:

Measurement of volume of an irregular solid soluble in water using a graduated cylinder.

- In this case, kerosene or any liquid whose density is lighter than water and in which the solid is not soluble is used.
- Fill the graduated cylinder with the liquid.
- Record the lower meniscus of liquid and let the value be V_1 .
- Tie the solid whose volume is to be measured to a strong string and lower it into the water gently.
- Note the reading carefully and let the value be V_2
- Volume of the solid, $V = V_2 - V_1$

Solution 1:

A simple pendulum consists a heavy point mass (called the bob) suspended by a mass less and an inextensible or non-elastic thread from a fixed point or rigid support.



Solution 2:

A seconds pendulum is a pendulum which takes 2 seconds to complete one oscillation. The length of seconds pendulum, where $g = 9.8\text{ms}^{-2}$, is nearly 1 m.

Solution 3:

A stopwatch is used to measure short intervals of time.

Solution 4:

SI unit of frequency is hertz (Hz).

Solution 5:

When a pendulum completes one oscillation in one second, then the frequency is one hertz.

Solution 6:

The time period, T and frequency of oscillation, f are related as,
 $T = 1/f$ or $f = 1/T$

Solution 7:

One complete to and fro motion of a pendulum about its mean position is known as oscillation. Amplitude is the magnitude of the maximum displacement of the bob from the mean position on either side when an oscillation takes place.

Solution 8:

SI unit of amplitude is metre (m).

Solution 9:

A seconds pendulum is a pendulum which takes 2 seconds to complete one oscillation. The length of seconds pendulum, where $g = 9.8\text{ms}^{-2}$, is nearly 1 m.

Solution 10:

$$G = 9.8 \text{ ms}^{-2}$$

Time, T for seconds pendulum = 2 s

$$\text{Now, } T = 2\pi\sqrt{\frac{l}{g}}$$

$$T^2 = 4\pi^2 l / g$$

$$L = T^2 g / 4\pi^2$$

$$= 2^2 \times 9.8 / 4 \times 3.14^2$$

$$= 0.994 \text{ m}$$

Solution 11:

The time period of swing decreases because in the standing position, the centre of the mass of the person shifts upwards. Due to which the effective length of the pendulum, l decreases. As $T \propto \sqrt{l}$, therefore time decreases.

Solution 12:

When a pendulum is taken from earth to moon surface, its time period will increase because the acceleration due to gravity on moon is less than that on earth and the time period depends inversely on square root of acceleration due to gravity.

Solution 13:

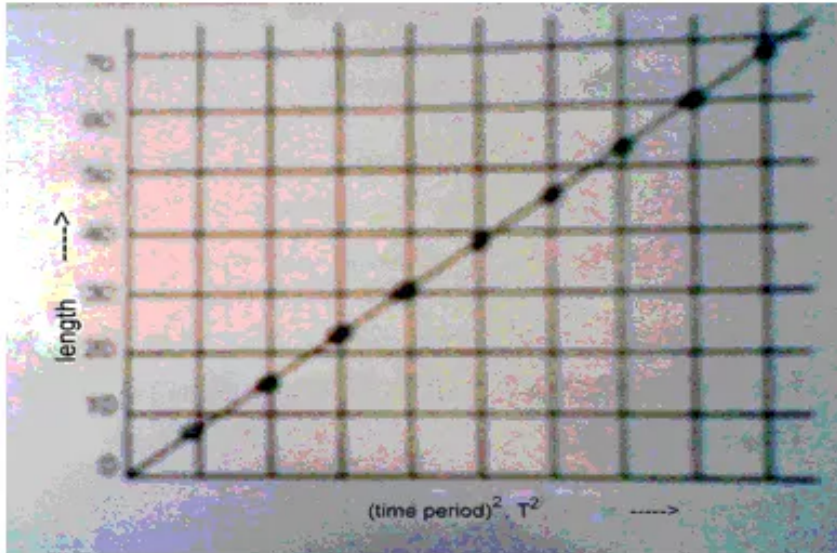
If time period of a pendulum becomes infinite, the pendulum will not oscillate at all as pendulum will take infinite time to complete one oscillation.

Solution 14:

Effective length of a simple pendulum is the distance of the point of oscillation (i.e. the centre of the gravity of bob) from the point of suspension.

Solution 15:

A graph of l against T^2 for a simple pendulum of length l and time period T is shown in the figure



Solution 16:

The time period of simple pendulum is directly proportional to the square root of the length of the pendulum

The time period of simple pendulum is inversely proportional to the square root of acceleration due to gravity

$$T = 2\pi \sqrt{\frac{l}{g}}$$

Where T is the time period,

l is length of the pendulum,

g is acceleration due to gravity

Solution 17:

$$g_1 = 9.8 \text{ ms}^{-2}$$

$$g_2 = 4.36 \text{ ms}^{-2}$$

Now, time period of pendulum is, $T = 2\pi \sqrt{\frac{l}{g}}$

$$T_1 = 2\pi \sqrt{\frac{l}{g_1}}$$

$$T_1 = 2\pi \sqrt{\frac{l}{9.8}} = 2\pi \times 0.3194 \times 1 = 2.0061$$

Similarly,

$$T_2 = 2\pi \sqrt{\frac{l}{g_2}}$$

$$T_2 = 2\pi \sqrt{\frac{l}{4.36}} = 2\pi \times 0.4789 \times 1 = 3.0071$$

$$T_1 : T_2 = 2.0061 : 3.0071$$

$$= 0.667 : 1$$

Solution 18:

The time period of a pendulum is independent of mass of the bob.

Solution 19:

$$T_1 : T_2 = 2 : 1$$

But since $T \propto \sqrt{l}$

So

$$\frac{T_1}{T_2} = \frac{\sqrt{l_1}}{\sqrt{l_2}} = \frac{2}{1}$$

$$\frac{l_1}{l_2} = \frac{2 \times 2}{1 \times 1}$$

$$= \frac{4}{1}$$

Solution 20:

The quantity of matter contained Mass of a body can be measured by using a beam balance. in a body is called its mass. Mass is always constant for a given body.

Solution 21:

A beam balance works on the principle of moments. According to the principle of moments,

under equilibrium condition, the clockwise moment due to the body on one side of beam equals the anti clockwise moment due to standard weights on the other side of beam.

Solution 22:

Precautions to be taken to measure the mass of a body using beam balance are

- The beam must be gently lowered before adding or removing weights from the pan.
- The weights should not be carried with bare hands to avoid the change in weights due to moisture and dust particles from the surrounding.
- The lever should be turned gently, in order to prevent knife edges from chipping.
- Never keep the wet or hot objects on the pan.
- The weights should be placed into weight box after use.
- Whenever you are near the actual weight, you should carefully try the weights in the descending order.

Solution 23:

SI units of time and mass are second (s) and kilogram (kg) respectively.

Solution 24:

Conditions for a beam balance to be true are

- Both the pans must be of equal weights.
- Both the arms must be of equal lengths.

PAGE NO: 44

Solution 1:

Least count of an instrument refers to the smallest reading that can be accurately measured while using the instrument. For an instrument provided with a scale the least count is the value of one division on its scale.

Solution 2:

Maximum possible error is 0.1 cm.

Solution 3:

Slope of a graph identifies the proportional relationship between the quantities plotted.

Solution 4:

Least count of the following are

(i) Metre scale = 0.1 cm

(ii) Vernier calipers = 0.01 cm

(iii) Screw gauge = 0.001 cm



Solution 5:

Least count of the following are

(i) Stopwatch = 0.1 s

(ii) Thermometer = 0.1 °C

(iii) Spring balance = 1 gm wt

Solution 6:

Accuracy is the extent to which a reported measurement approaches the true value of the quantity measured. This extent is usually described by the least count of the instrument and since the least count for a given instrument is limited hence, the accuracy of the instrument is limited.

Solution 7:

Two types of error in a measurement are

- **Random errors**—these errors are due to various factors. In a number of observations we get different readings every time.
These errors can be minimized by taking observations a large number of times and taking the arithmetic mean of the readings.
- **Gross error**— these errors are due to carelessness of the observer like parallax, improper setting of the instrument.
These errors can be minimized only when the observer is careful in setting up of instrument and taking readings.

Solution 8:

3000g is the most accurate measurement because it has maximum number of significant figures = 4.

Solution 9:

Basically there is no difference between the quantity being measured but there is a difference of significant figures in the measurement.

1. Number of significant figures = 3
2. Number of significant figures = 4
3. Number of significant figures = 5

Since (3) part has maximum number of significant figures = 5, therefore it is most accurate among the given three.

PAGE NO: 46

Solution 1:

Unit is a standard quantity of the same kind with which a physical quantity is compared for measuring it.

Solution 2:

The units which can neither be derived from one another, nor can they be further resolved into other units are known as fundamental units.



Solution 3:

The units which can be expressed in terms of fundamental units of mass, length and time are known as derived units.

Solution 4:

A standard metre is equal to 1650763.31 wavelengths in vacuum, of the radiation from krypton isotope of mass 86.

Solution 5:

One standard kilogram is equal to the mass of a cylinder of nearly same height and diameter and made up of platinum and iridium alloy.

Solution 6:

SI unit of electric current is Ampere (A).

PAGE NO: 47**Solution 7:**

Light year is defined as the distance travelled by light in vacuum in one year.

Solution 8:

1 Parsec is bigger because 1 Parsec is 3.26 times a light year.

Solution 9:

1 Fermi is smaller because 1 Fermi is 10^{-15} m while 1 micron is 10^{-6} m.

Solution 10:

Parsec refers to the distance at which an arc of length equal to 1 astronomical unit subtends an angle of one second at a point.

No, parsec is not same as astronomical unit (A.U.).

1 Parsec = 2×10^5 A.U.

Solution 11:

Least count of a vernier caliper used in laboratory is $0.1\text{mm} = 0.01\text{cm}$

Solution 12:

Vernier caliper is an instrument used for measuring small lengths of solid objects where an ordinary scale cannot be applied. We can measure the length accurately up to the order of 10^{-2} cm, 10^{-3} cm depending upon the vernier used. Therefore a vernier caliper is important to measure the fraction of a smallest division of a measuring scale which otherwise could not be done by the judgment of the eye.

Solution 13:

Least count of an instrument refers to the smallest reading that can be accurately measured while using the instrument. For an instrument provided with a scale the least count is the value of one division on its scale.

Solution 14:

No, we cannot measure the thickness of a paper with vernier caliper as its least count is only 0.1mm. We should use screw gauge instead as its least count is 0.01 mm as the thickness of the paper is in the range of 10^{-2} mm.



Solution 15:

If the zero of the one scale (vernier scale or circular scale of screw gauge) does not coincide with the zero of the main scale, this is known as zero scale, zero error arises. There are two types of zero error –

- If the zero of the scale remains below the line of graduation of the main scale then it is called positive zero error
- If the zero of the scale lies above the line of graduation of the main scale then it is called negative zero error

Solution 16:

Screw gauge consists essentially of a screw with a uniform pitch which moves in a nut, thus it is named as screw gauge because the major working part is a screw.

Solution 17:

The time taken by a simple pendulum for an oscillation is known as the time period of a simple pendulum.

$$T = 2\pi \sqrt{\frac{l}{g}}$$

Where T is the time period,

l is length of the pendulum,

g is acceleration due to gravity

Solution 18:

The time taken by a simple pendulum for an oscillation is known as the time period of a simple pendulum.

$$T = 2\pi \sqrt{\frac{l}{g}}$$

Where T is the time period,

l is length of the pendulum,

g is acceleration due to gravity

Solution 19:

Material used for making screw gauge is stainless steel to avoid expansion and contraction due to change in weather as stainless steel absorbs a little heat.

Solution 20:

When one complete rotation is given to the screw hand, it moves forward or backward by a distance is called pitch of the screw. It is distance between two consecutive threads of the screw.

Pitch of the screw = distance traveled by screw in n rotations/n rotations

Solution 21:

If the zero of the circular scale lies above the line of graduation then it is called negative

zero error. When there is negative zero error, then the instrument reads less than the actual reading. Therefore in order to get the correct reading, the zero error should always be added from the observed reading.

Solution 22:

Due to constant use, there is space for the play of screw gauge but gradually this space increases with the use or wear and tear, so that when the screw is moved by rotating it in some direction, it slips in the nut and does not cover any linear distance for some rotation of the screw head. The error due to this is known as backlash error. It is avoided by turning the screw always in the same direction.

Solution 23:

A screw are threaded to twist in, when turned with a screw driver while nails are smooth to slide in straight when pounded with hammer.

Solution 24:

Screw has two types of motions: linear and circular motions.

Solution 25:

Unit of Least count of an instrument is cm.

Solution 26:

1 micron = 10^{-6} m.

Solution 27:

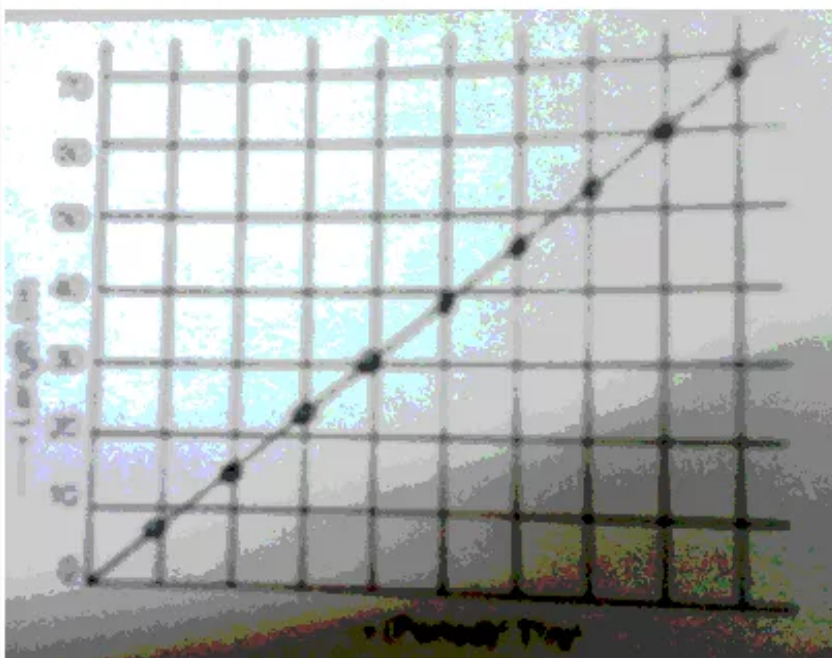
A physical balance works on the principle of moments. According to the principle of moments, under equilibrium condition, the clockwise moment due to the body on one side of beam equals the anti clockwise moment due to standard weights on the other side of beam.

Solution 28:

1 light year = 9.46×10^{15} m

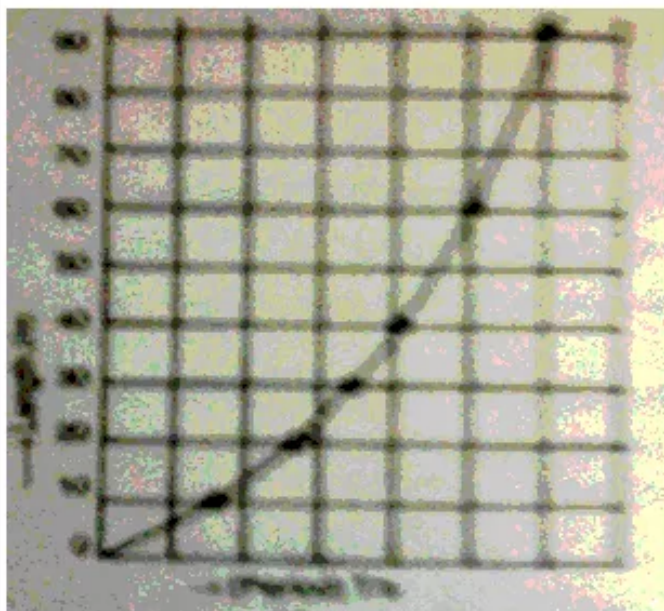
Solution 29:

Graph of T^2 versus l for a simple pendulum



Solution 30:

Graph of T versus l for a simple pendulum

**Solution 31:**

Yes, the vibration is same as the oscillation.

Solution 32:

The time period, T and frequency of oscillation, f are related as,

$$T = 1/f \text{ for } f = 1/T$$

Solution 33:

An ideal pendulum is a simple pendulum consists a heavy mass (called the bob) considered as a point mass suspended by a thread which is considered to be mass less and inextensible or non-elastic, from a fixed point or rigid support and in which there is no friction between the support and the string.

Solution 34:

Wall clock with a pendulum will run at a faster rate in winter as it pendulum rod get shorter and the pendulum will swing at a faster rate thus the clock would run faster in winters.

Solution 35:

Measurement is needed for precise description of any phenomenon happening in the world. For example, if a body is freely falling down to the ground, to understand this phenomenon we must know its velocity, time it will take to reach the ground , etc and to get answer to all our questions we need measurement.

Solution 36:

Difference between fundamental units and derived units

Fundamental units	Derived units
These units are not derived from other units	These units are derived from fundamental units
These cannot be further resolved into smaller units	These can be resolved into fundamental units
Fundamental units of mass, length, time are kilogram, metre, second respectively	Derived units are speed, density, etc

Solution 37:

Fundamental units of SI system are

Quantity	Unit	Symbol
Length	Metre	M
Mass	Kilogram	Kg
Time	Second	S
Temperature	Kelvin	K
Luminous intensity	Candela	Cd
Electric current	Ampere	A
Amount of substance	Mole	Mol

Solution 38:

The maintenance of standard units is essential because any variation in these standards would lead to wrong measurements, misleading results and confusing generalizations. The standards are preserved in such a way that they do not undergo any change with the change in temperature, pressure, humidity and other environmental changes.

Solution 39:

Main characteristics of a standard unit are as follows


- It must be well defined.
- It must be of proper size. Very small or large size may cause inconvenience.
- It should be easily accessible
- It must be reproducible at all places without any difficulty.
- It must be accurately defined and must not change with time, place and physical conditions such as pressure, humidity, etc.
- It must be widely acceptable all over the world.

Solution 40:

The units which can neither be derived from one another, nor can they be further resolved into other units are known as fundamental units. Some of the fundamental units are metre (length), kilogram (mass), second (time), Kelvin (temperature), ampere (current), etc.



Solution 41:



(a) Here, zero of the vernier scale coincides with the zero of the main scale,
So, the zero error and zero error correction is nil.

(b) Here, zero of the vernier scale lies on the right of the zero of the main scale.

Also, 5th vernier division is coinciding with some main scale division

Thus, zero error = $0 + 5 \times \text{L.C.} = 0.05 \text{ cm}$

Hence zero correction = -0.05 cm

(c) Here, zero of the vernier scale lies on the left of the zero of the main scale.

Also, 5th vernier division is coinciding with some main scale division

Thus, zero error = $0 - 5 \times \text{L.C.} = -0.05 \text{ cm}$

Hence zero correction = 0.05 cm

Solution 42:

Pitch of the screw = 0.5 mm

No of divisions on circular scale = 50

$$\text{Least count} = \frac{\text{pitch of the screw}}{\text{no of divisions on the circular scale}}$$

$$\text{So, L.C.} = \frac{0.5}{50} = 0.01 \text{ mm}$$

Solution 43:

1 MSD = 1 mm

10 VSD = 9 mm

$$1 \text{ VSD} = \frac{9}{10} \text{ mm}$$

Least count = 1 MSD - 1 VSD

$$= \frac{1}{10} \text{ MSD}$$

$$= \frac{1}{10} \times 1 \text{ mm} = 0.1 \text{ mm}$$

$$= 0.01 \text{ cm}$$

PAGE NO: 48**Solution 44:**

If the zero of the circular scale does not coincide with the zero of the main scale (pitch scale) when the end of the movable screw is brought in contact with the fixed end then the screw gauge is said to have a zero error.

Solution 45:

In this case, the zero error is positive

Least count of screw gauge = 0.01 mm

Thus, zero error = $0 + 4 \times \text{L.C.} = 0.04 \text{ mm}$

Solution 46:

In this case, the zero error is negative

Least count of screw gauge = 0.01 mm

Thus, zero error = $(50-47) \times \text{L.C.}$

$$= 3 \times 0.01$$

$$= 0.03 \text{ mm}$$

Solution 47:

No, we cannot measure the diameter of a wire by wrapping it around a pencil because it is not very accurate. We can use screw gauge for this purpose as it can measure the diameter correct up to $1/100$ of millimeter or even less.

Solution 48:



$$1 \text{ MSD} = 1 \text{ mm}$$

$$10 \text{ VSD} = 9 \text{ mm}$$

$$1 \text{ VSD} = \frac{9}{10} \text{ mm}$$

$$\text{Least count} = 1 \text{ MSD} - 1 \text{ VSD}$$

$$= \frac{1}{10} \text{ MSD}$$

$$= \frac{1}{10} \times 1 \text{ mm} = 0.1 \text{ mm} = 0.01 \text{ cm}$$

Thickness of the metal sheet


$$\text{Main scale reading} = 3.9 \text{ cm}$$

$$\text{Vernier scale division coinciding with main scale} = 8$$

$$\text{Vernier scale reading} = 8 \times 0.01 \text{ cm} = 0.08 \text{ cm}$$

$$\text{Thickness of the metal sheet} = 3.9 + 0.08 = 3.98 \text{ cm}$$

Solution 49:



When one complete rotation is given to the screw hand, it moves forward or backward by a distance is called pitch of the screw. It is distance between two consecutive threads of the screw.

Pitch of the screw = distance travelled by screw in n rotations/ n rotations

Pitch of the screw = 1 mm

No of divisions on circular scale = 100

Least count = pitch/no of divisions =

= 0.01 mm

Main scale reading = 3 mm

Circular scale division coinciding with main scale = 42

Circular scale reading = $0.01 \times 42 = 0.42$

Final reading = $3 + 0.42 = 3.42$ mm

Solution 50:

Number of threads = 20

Distance covered in 20 threads = 10 mm

Pitch of the screw gauge = $10/20 = 0.5$ mm

No of divisions on circular scale = 50

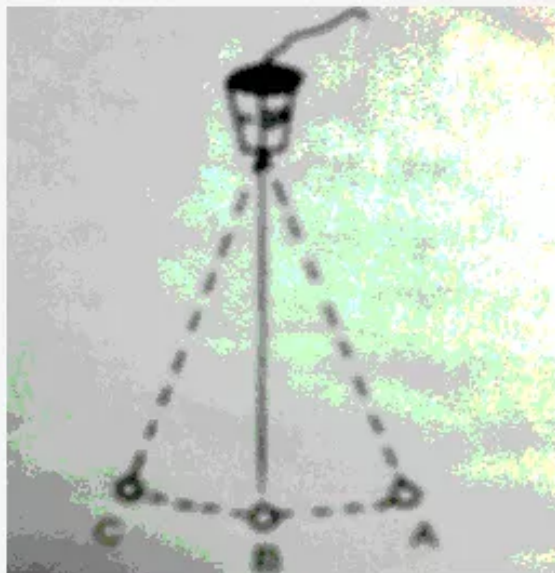
Least count = pitch/no of divisions = 0.01 mm

Solution 51:

- **Oscillation** – One complete to and fro motion of a pendulum about its mean position is known as oscillation.
- **Time period** – The time taken by a simple pendulum for an oscillation is known as the time period of a simple pendulum.
- **Frequency** -the number of oscillation made by the pendulum in one second is called frequency. Its SI unit is Hertz (Hz).

- **Amplitude** – Amplitude is the magnitude of the maximum deviation of the bob from the mean position on either side when an oscillation takes place.

Solution 52:



Time period from A to B = 0.5s

For an ideal pendulum,

Time period from A to B = time period from B to C = time period from C to B = time period from B to A

Total time period, T = time period from A to B + time period from B to C + time period from C to B + time period from B to A

$$= 0.5 + 0.5 + 0.5 + 0.5$$

$$= 2 \text{ s}$$

Frequency $f = 1/T$

$$= \frac{1}{2} = 0.5 \text{ Hz}$$

Solution 53:

Mass of the metal = 540g

Volume = 200 cm^3

Density = mass of metal / volume

$$= 540 / 200 = 2.70 \text{ g/cm}^3$$

Solution 54:

Mass of copper = 540 g

Density of copper = 9 g/cm^3

Volume of copper used in the alloy = mass of copper / density

$$= 540 / 9 = 60 \text{ cm}^3$$

Mass of iron = 240 g

Density of iron = 8 g/cm^3

Volume of iron used in the alloy = mass of iron / density

$$= 240/8 = 30 \text{ cm}^3$$

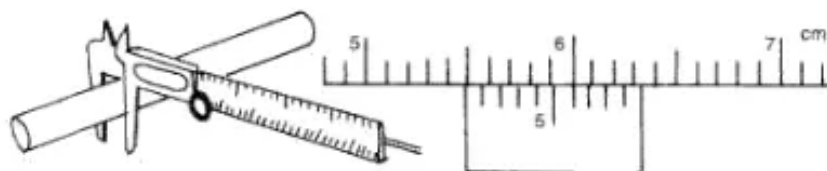
Total mass of the alloy = $540 + 240 = 780 \text{ g}$

Total volume of the alloy = $60 + 30 = 90$


Density of the alloy = mass of the alloy / density of the alloy

$$= 780 / 90 = 8.67 \text{ g/cm}^3$$

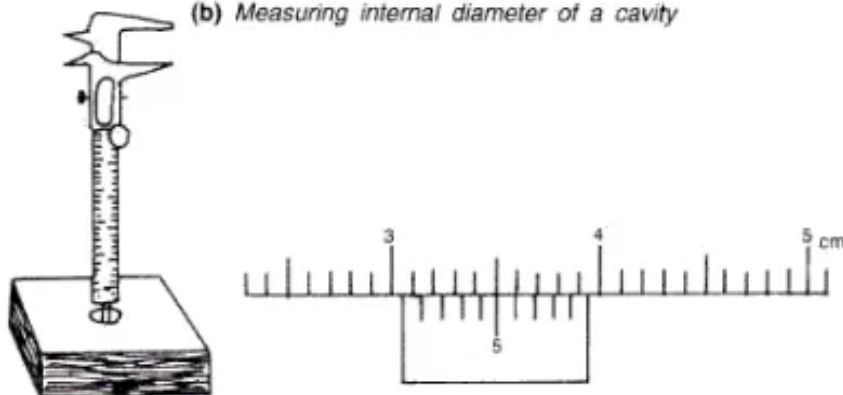
Solution 55:



(a) Measuring the diameter of rod



(b) Measuring internal diameter of a cavity



(c) Measuring depth of a cavity

Least count of vernier caliper = 0.01 cm

(i) Main scale reading = 5.5 cm

Vernier scale division coinciding with main scale = 6

Vernier scale reading = $6 \times 0.01 \text{ cm} = 0.06 \text{ cm}$

Diameter of rod = $5.5 + 0.06 = 5.56 \text{ cm}$

(ii) Main scale reading = 1.6 cm

Vernier scale division coinciding with main scale = 5

Vernier scale reading = $5 \times 0.01 \text{ cm} = 0.05 \text{ cm}$

Internal diameter of a cavity = $1.6 + 0.05 = 1.65 \text{ cm}$

(iii) Main scale reading = 3.1 cm

Vernier scale division coinciding with main scale = 5

Vernier scale reading = $5 \times 0.01 \text{ cm} = 0.05 \text{ cm}$

Depth of a cavity = $3.1 + 0.05 = 3.15 \text{ cm}$

Solution 56:

Measurement is an act or the result of comparison of a quantity whose magnitude is unknown with a predefined standard. Fundamental units in a SI system

Quantity	Unit	Symbol
Length	Metre	m
Mass	Kilogram	Kg
Time	Second	s
Temperature	Kelvin	K
Luminous intensity	Candela	Cd
Electric current	Ampere	A
Amount of substance	Mole	Mol

Rules observed while writing unit of a physical quantity:

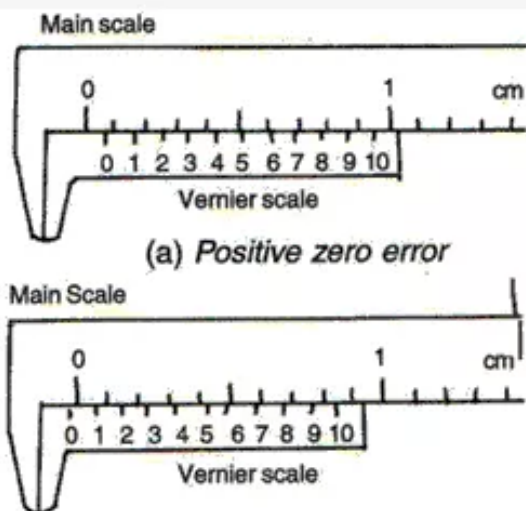
- It must be of proper size. Very small or large size may cause inconvenience.
- It should be easily accessible
- It must be reproducible at all places without any difficulty.
- It must be accurately defined and must not change with time, place and physical conditions such as pressure, humidity, etc.
- It must be widely acceptable all over the world.

Solution 57:

For measuring the length of an object using a vernier calipers, these steps are followed:

- First of all we find the least count and zero error of the vernier calipers.
- Place the object whose length is to be measured below the lower jaws and move the jaw till it touches the object. Record the main reading.
- Note the division on the vernier scale that coincides with some division of the main scale. Multiply this number of vernier division with least count. This is vernier scale reading.
- Record the observed length by adding the main scale reading and the vernier scale reading. Also, subtract zero error with its proper sign, if any, from the observed length to find the true length of the object.

Solution 58:



When two jaws are in contact, the zero of the vernier must coincide with the zero of main scale. If this is not so, the instrument has zero error. These are of two types :-

- If the zero of the vernier scale lies to the right of the zero of main scale then it is called positive zero error.
- If the zero of the vernier scale lies to the left of the zero of main scale then it is called negative zero error

To determine the zero error, note the vernier division coinciding with any main scale division when two jaws are completely closed. Suppose n^{th} division is coinciding with main scale. Multiply this with the least count of vernier calliper.

Positive zero error = $n \times \text{L.C.}$

Negative zero error = $-(10 - n) \times \text{L.C.}$

To get the correct reading, the zero error is usually subtracted from the observed reading with its proper sign

Correct reading = observed reading – zero error

Solution 59:

Following procedure is used to measure the diameter of a wire

- Calculate the least count and zero error of the screw gauge.
- Place the wire in between the studs. Turn the ratchet clockwise so as to hold the wire gently in between the studs. Record the main scale reading.
- Now record the division of circular scale that coincides with the base line of main scale. This circular scale division multiplied by least count will give circular scale reading.
- The observed diameter is obtained by adding the circular scale reading to the main scale reading. Subtract the zero error if any, with its proper sign, from the observed diameter to get the true diameter.

Solution 60:

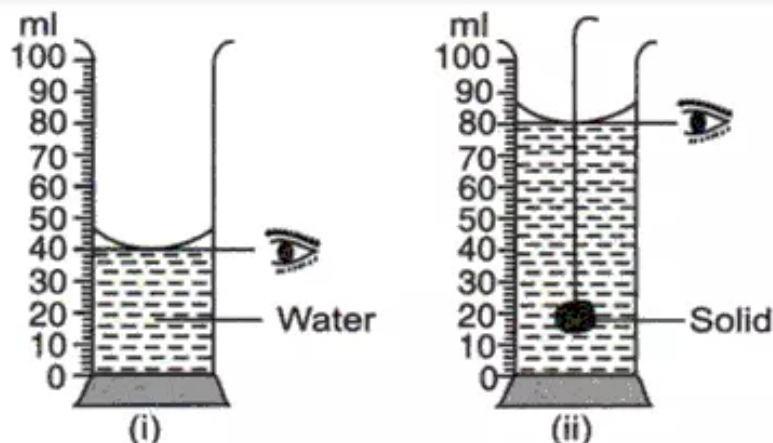
In order to measure the length of an object using a metre rule, the metre rule must be

placed with its marking close to the object, such that the zero marking on the scale coincides with one end of the object. Then the reading on the scale corresponding to the other end of the object will give the length of the object.

Precautions to be taken for measuring the length of the object, the eye must be kept vertically above the end of the object to avoid parallax and the corresponding marking along the line should be carefully read.

The meter scale can measure up to an accuracy of 1mm or 0.1 cm

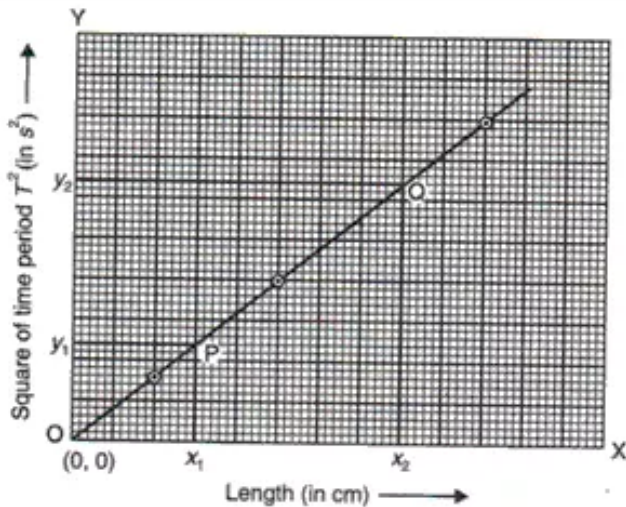
Solution 61:



For measurement of an irregular solid by the displacement method using a measuring cylinder.

- Fill the graduated cylinder with the water.
- Record the lower meniscus of water and let the value be V_1 .
- Tie the solid whose volume is to be measured to a strong string and lower it into the water gently.
- When the object is completely immersed in water, the level of water rises.
- Note the reading carefully and let the value be V_2
- Volume of the solid, $V = V_2 - V_1$

Solution 62:

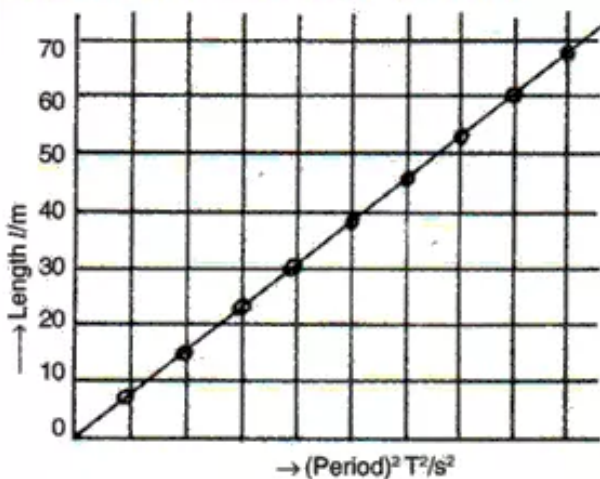


To find a slope of a graph we take following steps

- Take two points P and Q on the line, at a distance more than half the length of the line. The points should be so chosen that the value of x and y should be easily read on the axes.
- Draw horizontal and vertical lines from these points on the axes, and read the values of x, say x_1 and the value of y, say y_1 for the point P. Similarly, the values of x, say x_2 and the value of y, say y_2 for the point Q.
- Calculate $\Delta y = y_2 - y_1$ and $\Delta x = x_2 - x_1$. Calculate the slope of the graph $m = \Delta y / \Delta x$

Solution 63:

Graph of T^2 versus l of simple pendulum



The square of time period is directly proportional to the effective length of simple pendulum

Solution 64:

The presentation of the data in a tabular form helps in quick grasping and analyzing the recorded observations. For example to measure a diameter using a vernier caliper we record the following data in a tabular form as follows

Vernier calliper

No of observations	Main scale reading (cm)	No of vernier divisions p coinciding with main scale	Vernier reading = L.C. X p (cm)	Observed diameter
1				
2				
3				

The measurements corresponding to one physical quantity from one instrument must be recorded in one table. And the name of the instrument should be written on top. Observation must be recorded up to the limit of instrument and from the recorded individual observations, calculate the mean value and record it at the bottom of the column.

Solution 65:

Table to record time period of a simple pendulum for different effective lengths.

Effective length, L (m)	Time period, T (s)
L1	T1
L2	T2
L3	T3
L4	T4
L5	T5

Solution 66:

- **Oscillation** – One complete to and fro motion of a pendulum about its mean position is known as oscillation.
- **Amplitude** – Amplitude is the magnitude of the maximum deviation of the bob from the mean position on either side when an oscillation takes place.
- **Frequency** – the number of oscillation made by the pendulum in one second is called frequency. Its SI unit is Hertz (Hz).
- **Time period** – The time taken by a simple pendulum for an oscillation is known as the time period of a simple pendulum.



Solution 67:

Diagram of simple pendulum

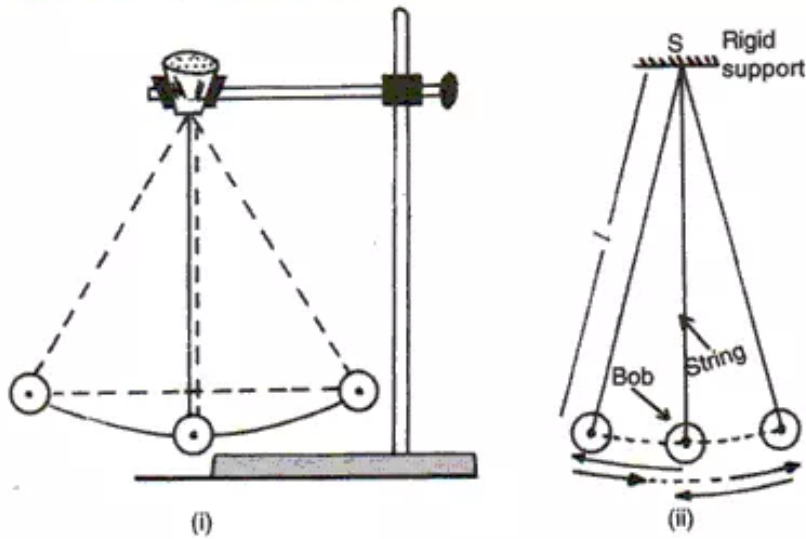
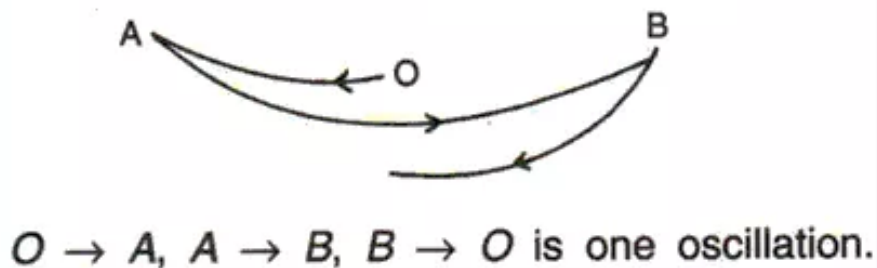


Figure below shows one oscillation of a simple pendulum



PAGE NO: 50

Solution 68:

A simple pendulum consists a heavy point mass (called the bob) suspended by a mass less and an inextensible or non-elastic thread from a fixed point or rigid support.

The time period of simple pendulum is directly proportional to the square root of the length of the pendulum

The time period of simple pendulum is inversely proportional to the square root of acceleration due to gravity

$$T = 2\pi \sqrt{\frac{l}{g}}$$

Where T is the time period,

l is length of the pendulum,

g is acceleration due to gravity

Solution 69:

To measure mass of a body using a physical balance

1. Before starting, bring the plumb line just above the pointed projection by adjusting the leveling screws at the base. The beam is then gently raised using the lever. And it should be ensured that the pointer swings equally on both sides of the zero mark of the scale.
 2. Now lower the beam gently and given body is kept on left pan.
 3. Next, place some weight on the right pan from the weight box using the forceps.
 4. Now the lever is turned towards right so that the beam rises and the pointer begins to swing to pointer swing on either side. It must be carefully noted that the side to which the pointer moves more, denotes lesser mass on that side.
 5. Go on adjusting the standard weights till the pointer swings equally on both sides of the zero mark.
 6. At this stage, the total mass of weights on the right pan gives the mass of the body.
- Three precautions to be taken to measure the mass of a body using beam balance are

- The beam must be gently lowered before adding or removing weights from the pan.
- The weights should not be carried with bare hands to avoid the change in weights due to moisture and dust particles from the surrounding
- Whenever you are near the actual weight, you should carefully try the weights in the descending order.

Conditions for a beam balance to be true are

7. Both the pans must be of equal weights.
8. Both the arms must be of equal lengths.

Solution 70:

Time period of 20 oscillations of a simple pendulum are

$T_1 = 40 \text{ s}$	$T_2 = 41 \text{ s}$	$T_3 = 42 \text{ s}$	$T_4 = 39 \text{ s}$	$T_5 = 38 \text{ s}$
----------------------	----------------------	----------------------	----------------------	----------------------

$$\text{Mean time period of pendulum} = \frac{40+41+42+39+38}{5} = 40 \text{ s}$$

$$\text{Absolute error } \Delta T_1 = 40 - 40 = 0$$

$$\text{Absolute error } \Delta T_2 = 40 - 41 = -1$$

$$\text{Absolute error } \Delta T_3 = 40 - 42 = -2$$

$$\text{Absolute error } \Delta T_4 = 40 - 39 = 1$$

$$\text{Absolute error } \Delta T_5 = 40 - 38 = 2$$

